

























The English Alphabetic Code







simple code		complex code							
phonemes and key pictures	graphemes and key words								
/s/ 	s snake	-ss glass	-ce palace	-se house	ce cents	ci city	cy bicycle	sc scissors	-st- castle
/a/ 	a apple							/s/ 	ps pseudonym
/t/ 	t tent	-tt letter	-ed skipped						
/i/ 	i insect	-y cymbals							







<p>/p/</p> 	<p>p</p> <p>pan</p>	<p>-pp</p> <p>puppet</p>						
<p>/n/</p> 	<p>n</p> <p>net</p>	<p>-nn</p> <p>bonnet</p>	<p>kn</p> <p>knot</p>	<p>gn</p> <p>gnome</p>	<p>-ine</p> <p>engine</p>			
<p>/k/</p> 	<p>c</p> <p>cat</p>	<p>k</p> <p>kit</p>	<p>-ck</p> <p>duck</p>	<p>ch</p> <p>chameleon</p>	<p>qu</p> <p>bouquet</p>	<p>que</p> <p>plaque</p>		
<p>/e/</p> 	<p>e</p> <p>egg</p>	<p>ea</p> <p>head</p>	<p>ai</p> <p>said</p>					
<p>/h/</p> 	<p>h</p> <p>hat</p>							


<p>/r/</p> 	<p>r</p> <p>rat</p>	<p>-rr</p> <p>arrow</p>	<p>wr</p> <p>write</p>	<p>rh</p> <p>rhino</p>				
<p>/m/</p> 	<p>m</p> <p>map</p>	<p>mm</p> <p>hammer</p>	<p>-mb</p> <p>thumb</p>	<p>-mn</p> <p>columns</p>	<p>-me</p> <p>welcome</p>			
<p>/d/</p> 	<p>d</p> <p>dig</p>	<p>-dd</p> <p>puddle</p>	<p>-ed</p> <p>rained</p>					
<p>/g/</p> 	<p>g</p> <p>girl</p>	<p>-gg</p> <p>juggle</p>	<p>gu</p> <p>guitar</p>	<p>gh</p> <p>ghost</p>	<p>gue</p> <p>catalogue</p>			
<p>/o/</p> 	<p>o</p> <p>orange</p>	<p>wa</p> <p>watch</p>	<p>qua</p> <p>qualify</p>	<p>alt</p> <p>salt</p>				







 <p>/u/</p>	<p>u</p> <p>umbrella</p>	<p>o</p> <p>son</p>	<p>-ou</p> <p>touch</p>	<p>-ough</p> <p>thoroughfare</p>				
 <p>/l/</p>	<p>l</p> <p>ladder</p>	<p>-ll</p> <p>shell</p>						
 <p>/ul/</p>		<p>-le</p> <p>kettle</p>	<p>-il</p> <p>pencil</p>	<p>-al</p> <p>hospital</p>	<p>-el</p> <p>camel</p>			
 <p>/f/</p>	<p>f</p> <p>feathers</p>	<p>-ff</p> <p>cliff</p>	<p>ph</p> <p>photo</p>	<p>-gh</p> <p>laugh</p>				
 <p>/b/</p>	<p>b</p> <p>bat</p>	<p>-bb</p> <p>rabbit</p>	<p>bu</p> <p>building</p>					




 <p>/j/</p>	<p>j</p> <p>jug</p>	<p>-ge</p> <p>cabbage</p>	<p>g^e gi gy</p> <p>gerbil giraffe gymnast</p>	<p>dge</p> <p>fridge</p>				
 <p>/y/</p>	<p>y</p> <p>yawn</p>							
 <p>/ai/</p>	<p>ai</p> <p>aid</p>	<p>ay</p> <p>tray</p>	<p>a</p> <p>table</p>	<p>ae</p> <p>sundae</p>	<p>a-e</p> <p>cakes</p>	<p>-ey</p> <p>prey</p>	<p>eigh</p> <p>eight</p>	<p>-ea</p> <p>break</p>
 <p>/w/</p>	<p>w</p> <p>web</p>	<p>wh</p> <p>wheel</p>						
 <p>/oa/</p>	<p>oa</p> <p>oak</p>	<p>ow</p> <p>bow</p>	<p>o</p> <p>yo-yo</p>	<p>oe</p> <p>oboe</p>	<p>o-e</p> <p>rope</p>	<p>-ough</p> <p>dough</p>	<p>eau</p> <p>plateau</p>	

<p>/igh/</p> 	<p>-igh night</p>	<p>-ie tie</p>	<p>i behind</p>	<p>-y shy</p>	<p>i-e bike</p>	<p>ei eider</p>		
<p>/ee/</p> 	<p>ee eel</p>	<p>ea eat</p>	<p>e emu</p>	<p>*-y *sunny</p>	<p>e-e concrete</p>	<p>*-ey key *monkey</p>	<p>*-ie chief *movie</p>	<p>-ine sardines</p>
<p>/or/</p> 	<p>or fork</p>	<p>aw dawn</p>	<p>au sauce</p>	<p>al chalk</p>	<p>oar oars</p>	<p>oor door</p>	<p>ore snore</p>	<p>our four</p>
<p>/z/</p> 	<p>z zebra</p>	<p>-zz jazz</p>	<p>-s fries</p>	<p>-se chese</p>	<p>-ze breze</p>		<p>/or/</p> 	<p>war wardrobe</p>
<p>/ng/</p> 	<p>-ng gong</p>	<p>-n jungle</p>				<p>augh caught</p>	<p>ough thought</p>	<p>quar quarter</p>

<p>/ngk/</p> 	<p>-nk</p> <p>ink</p>							
<p>/v/</p> 	<p>v</p> <p>violin</p>	<p>-ve</p> <p>dove</p>						
<p>/oo/</p> 	<p>oo</p> <p>book</p>	<p>oul</p> <p>should</p>						
<p>/oo/</p> 	<p>oo</p> <p>moon</p>	<p>-ue</p> <p>blue</p>	<p>u-e</p> <p>flute</p>	<p>-ew</p> <p>crew</p>	<p>-ui</p> <p>fruit</p>	<p>-ou</p> <p>soup</p>	<p>-o</p> <p>move</p>	<p>ough</p> <p>through</p>
<p>/ks/</p> 	<p>-x</p> <p>fox</p>	<p>-ks</p> <p>books</p>	<p>-cks</p> <p>ducks</p>	<p>-kes</p> <p>cakes</p>			<p>/gz/</p> 	<p>-x</p> <p>exam</p>

<p>/ch/</p> 	<p>ch</p> <p>chairs</p>	<p>-tch</p> <p>patch</p>					<p>/chu/</p> 	<p>ture</p> <p>picture</p>
<p>/sh/</p> 	<p>sh</p> <p>sheep</p>	<p>ch</p> <p>chef</p>	<p>-ti</p> <p>station</p>	<p>-ci</p> <p>magician</p>	<p>-ssi</p> <p>mission</p>			
<p>/th/</p> 	<p>th</p> <p>thistle</p>							
<p>/th/</p> 	<p>th</p> <p>there</p>							
<p>/kw/</p> 	<p>qu</p> <p>queen</p>							

 <p>/ou/</p>	<p>ou ouch</p>	<p>ow owl</p>	<p>-ough plough</p>					
 <p>/oi/</p>	<p>oi ointment</p>	<p>oy toy</p>						
 <p>/yoo/</p>	<p>-ue statue</p>	<p>u unicorn</p>	<p>u-e tube</p>	<p>ew new</p>	<p>eu deuce</p>			
 <p>/er/</p>	<p>er mermaid</p>	<p>ir birthday</p>	<p>ur nurse</p>	<p>ear earth</p>	<p>wor world</p>	<p>schwa /er/ mixer</p> 	<p>-our humour</p>	<p>-re theatre</p>
 <p>/ar/</p>	<p>ar artist</p>	<p>a father</p>	<p>alm palm</p>	<p>alf half</p>	<p>alv calves</p>			

 /air/	air h air	are h are	ear b ear	ere wh ere				
 /eer/	eer d eer	ear e ars	ere adh ere	ier cash ier				
 /zh/	-s i telev ision	-s treas ure	-z az ure	-g cour gette	-ge coll age			

*-y, *-ey, *-ie as word endings are often pronounced between /i/ and /ee/. On this chart examples appear in the /ee/ row.

The complexities of the English Alphabetic Code include:

1. one sound (phoneme) can be represented by one, two, three or four letters: e.g. k, sh, ng, igh, eigh
2. one sound can be represented by different spellings (graphemes): e.g. /oa/ is represented by o, oa, ow, oe, o-e, eau, ough
3. one spelling can represent multiple sounds: e.g. 'ough': /oa/ **though**, /or/ **thought**, /oo/ **through**, /ou/ **plough**, /u/ **thorough**

Key to the 12 units of Debbie Hepplewhite's Phonics International online synthetic phonics programme:

units 1-5	Mainly simple code with options to extend	1st	2nd	3rd	4th	5th		
6-12	/air/, /eer/, /zh/, split digraphs, complex code	6th	7th	8th	9th	10th	11th	12th

Debbie's programme introduces a simple code of at least one letter/s-sound correspondence for each of the 44+ sounds of speech of the English language. The programme then expands to teach further spelling and pronunciation variations of the complex Alphabetic Code.